



Since 1994

Marathwada Mitra Mandal's
INSTITUTE OF MANAGEMENT EDUCATION RESEARCH AND TRAINING
(IMERT), Pune
S. No. 18, Plot No. 5/3, CTs No. 205, Behind Vandevi Temple, Karvenagar, Pune-
411052



1.4.1. Institute Obtains feedback on the academic performance and ambience of the Institution from various stakeholders



Marathwada MitraMandal's
INSTITUTE OF MANAGEMENT EDUCATION RESEARCH AND TRAINING
(IMERT), Pune
S. No. 18, Plot No. 5/3, CT5 No. 205, Behind Vandevi Temple, Karvenagar,
Pune – 411052



Index of Stakeholders Feedback

Sr. No.	Particulars
1	Students
2	Teachers
3	Employers
4	Alumni



Since 1994

Marathwada Mitra Mandal's
INSTITUTE OF MANAGEMENT EDUCATION RESEARCH AND TRAINING
(IMERT), Pune
S. No. 18, Plot No. 5/3, CT5 No. 205, Behind Vandevi Temple, Karvenagar, Pune-
411052



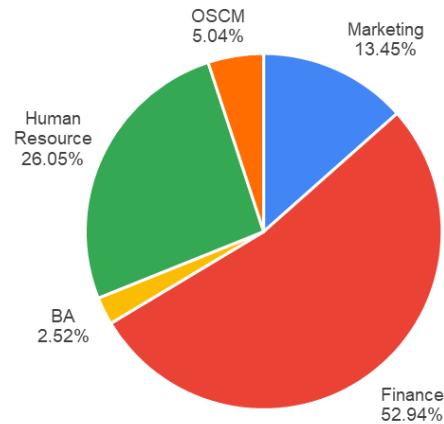
Students Feedback Analysis Reports

Student Feedback for Syllabus and Academic Performance of Institute for AY 2022-23

1) Student's Specialization

Student's Specialization	Response
Marketing	13.45%
Finance	52.94%
BA	2.52%
Human Resource	26.05%
OSCM	5.04%

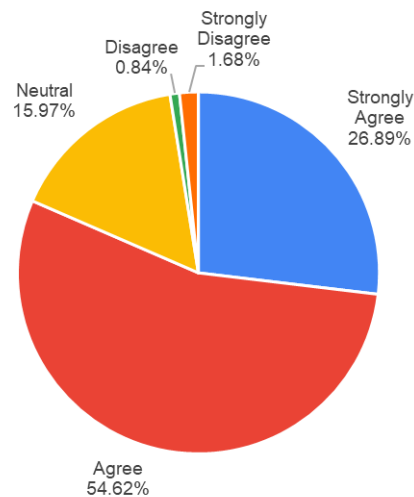
Student's Specialization



2) Do you feel that the MBA Program is appropriate in order to make you a successful professional?

Particulars	Response
Strongly Agree	26.89%
Agree	54.62%
Neutral	15.97%
Disagree	0.84%
Strongly Disagree	1.68%

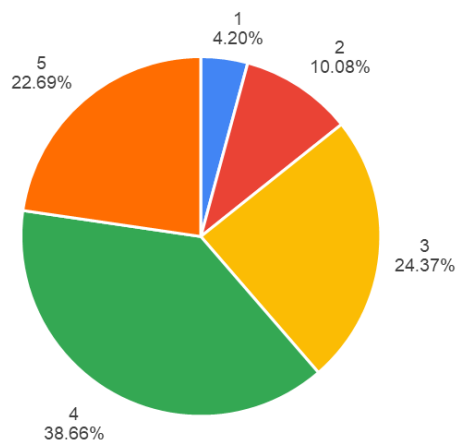
SPPU Appropriate



3) Please rate the achievement of the following learning values through curriculum. [Knowledge]

Ranking	Response
1	4.20%
2	10.08%
3	24.37%
4	38.66%
5	22.69%

Achievement of Knowledge

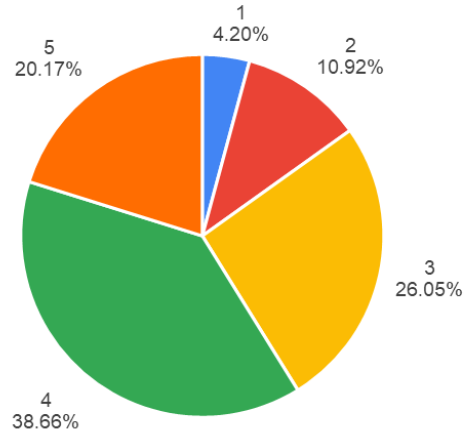


Student Feedback for Syllabus and Academic Performance of Institute for AY 2022-23

4) Please rate the achievement of the following learning values through Contents. (ASK) [Skills]

Ranking	Response
1	4.20%
2	10.92%
3	26.05%
4	38.66%
5	20.17%

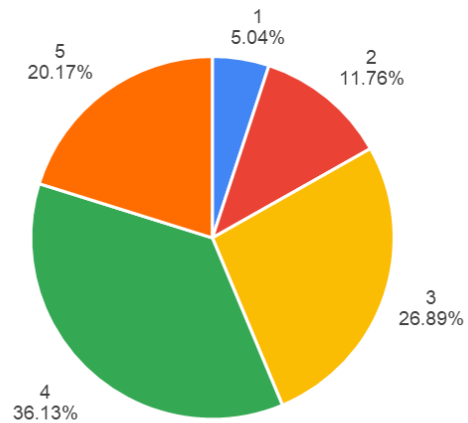
Achievement of Skills



5) Please rate the achievement of the following learning values through program. (ASK) [Attitude]

Ranking	Response
1	5.04%
2	11.76%
3	26.89%
4	36.13%
5	20.17%

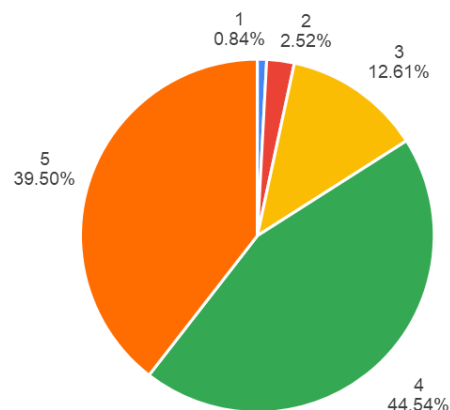
Achievement of Attitude



6) Your rating on relevance of curriculum contents to real life situations

Ranking	Response
1	0.84%
2	2.52%
3	12.61%
4	44.54%
5	39.50%

Relevance of Curriculum to Real Life situations

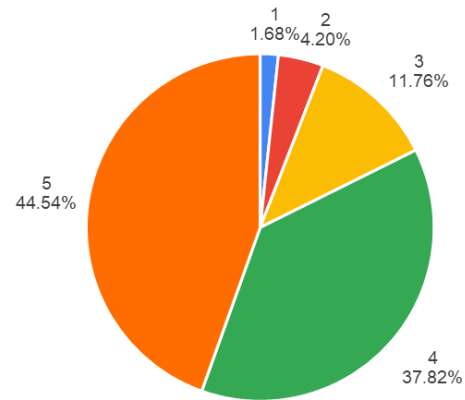


Student Feedback for Syllabus and Academic Performance of Institute for AY 2022-23

7) *MBA program is sufficient to make your mind analytical to handle situations successfully at workplace.*

Ranking	Response
1	1.68%
2	4.20%
3	11.76%
4	37.82%
5	44.54%

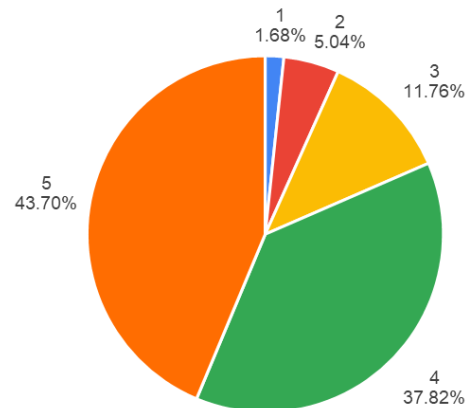
Improvement in Analytical Mindset



8) *How would rate the Institute in concern with building your personality as a competent management professional.*

Ranking	Response
1	1.68%
2	5.04%
3	11.76%
4	37.82%
5	43.70%

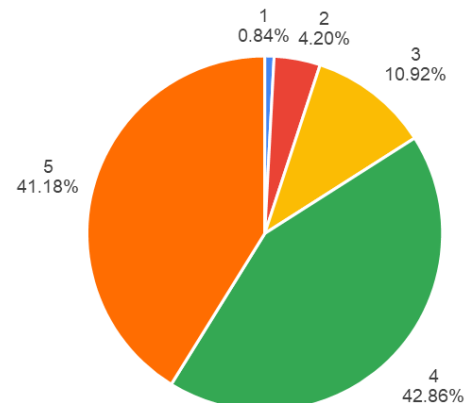
Improvement in Personality



9) *Do you think the SPPU curriculum has achieved in building an entrepreneurial quality in you.*

Ranking	Response
1	0.84%
2	4.20%
3	10.92%
4	42.86%
5	41.18%

Improvement in Entrepreneurship Qualities

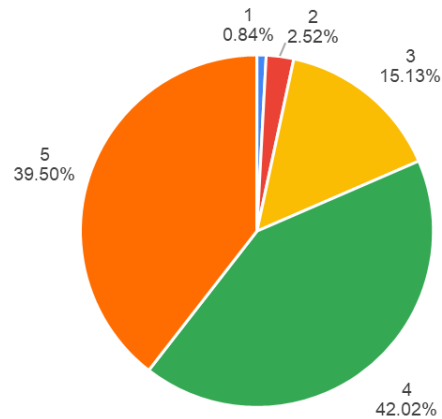


Student Feedback for Syllabus and Academic Performance of Institute for AY 2022-23

10) How do you rate the syllabus contents and availability of the text and reference books in the Market

Ranking	Response
1	0.84%
2	2.52%
3	15.13%
4	42.02%
5	39.50%

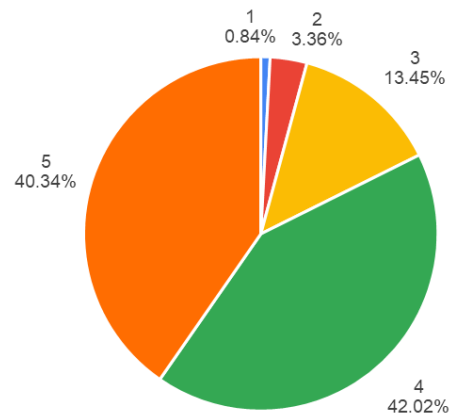
Syllabus Content and Availability of Resources



11) Overall rating about MBA Curriculum and Institute

Ranking	Response
1	0.84%
2	3.36%
3	13.45%
4	42.02%
5	40.34%

Overall Rating



Prepared by :- Prof. Vivekanand Gaikwad, Assistant Professor

Reviewed by :- Dr. Jitendra Bhandari, Associate Professor

Approved By: Dr. Shubhangee Ramaswamy, I/c Director



Since 1994



Student Feedback on overall Institution Performance for AY 2022-23

<p>How were following facilities at the Institute? [Library]</p> <table border="1"> <thead> <tr> <th>Particulars</th> <th>Response</th> </tr> </thead> <tbody> <tr> <td>Excellent</td> <td>81</td> </tr> <tr> <td>Good</td> <td>88</td> </tr> <tr> <td>Poor</td> <td>10</td> </tr> </tbody> </table>	Particulars	Response	Excellent	81	Good	88	Poor	10	<p>Library Facilities</p> <p>Excellent 45%</p> <p>Good 49%</p> <p>Poor 6%</p>
Particulars	Response								
Excellent	81								
Good	88								
Poor	10								
<p>How were following facilities at the Institute? [Computer Lab]</p> <table border="1"> <thead> <tr> <th>Particulars</th> <th>Response</th> </tr> </thead> <tbody> <tr> <td>Excellent</td> <td>108</td> </tr> <tr> <td>Good</td> <td>68</td> </tr> <tr> <td>Poor</td> <td>3</td> </tr> </tbody> </table>	Particulars	Response	Excellent	108	Good	68	Poor	3	<p>Computer Lab Facilities</p> <p>Excellent 60%</p> <p>Good 38%</p> <p>Poor 2%</p>
Particulars	Response								
Excellent	108								
Good	68								
Poor	3								
<p>How were following facilities at the Institute? [Seminar hall/ board room]</p> <table border="1"> <thead> <tr> <th>Particulars</th> <th>Response</th> </tr> </thead> <tbody> <tr> <td>Excellent</td> <td>100</td> </tr> <tr> <td>Good</td> <td>74</td> </tr> <tr> <td>Poor</td> <td>5</td> </tr> </tbody> </table>	Particulars	Response	Excellent	100	Good	74	Poor	5	<p>Seminar hall/ board room Facilities</p> <p>Excellent 56%</p> <p>Good 41%</p> <p>Poor 3%</p>
Particulars	Response								
Excellent	100								
Good	74								
Poor	5								



Since 1994



Student Feedback on overall Institution Performance for AY 2022-23

<p>How were following facilities at the Institute? [LCD projector]</p> <table border="1"> <thead> <tr> <th>Particulars</th> <th>Response</th> </tr> </thead> <tbody> <tr> <td>Excellent</td> <td>92</td> </tr> <tr> <td>Good</td> <td>78</td> </tr> <tr> <td>Poor</td> <td>9</td> </tr> </tbody> </table>	Particulars	Response	Excellent	92	Good	78	Poor	9	<p>LCD projector Facilities</p> <table border="1"> <thead> <tr> <th>Category</th> <th>Percentage</th> </tr> </thead> <tbody> <tr> <td>Excellent</td> <td>51%</td> </tr> <tr> <td>Good</td> <td>44%</td> </tr> <tr> <td>Poor</td> <td>5%</td> </tr> </tbody> </table>	Category	Percentage	Excellent	51%	Good	44%	Poor	5%
Particulars	Response																
Excellent	92																
Good	78																
Poor	9																
Category	Percentage																
Excellent	51%																
Good	44%																
Poor	5%																
<p>How were following facilities at the Institute? [Smart Screen]</p> <table border="1"> <thead> <tr> <th>Particulars</th> <th>Response</th> </tr> </thead> <tbody> <tr> <td>Excellent</td> <td>99</td> </tr> <tr> <td>Good</td> <td>72</td> </tr> <tr> <td>Poor</td> <td>8</td> </tr> </tbody> </table>	Particulars	Response	Excellent	99	Good	72	Poor	8	<p>Smart Screen Facilities</p> <table border="1"> <thead> <tr> <th>Category</th> <th>Percentage</th> </tr> </thead> <tbody> <tr> <td>Excellent</td> <td>55%</td> </tr> <tr> <td>Good</td> <td>40%</td> </tr> <tr> <td>Poor</td> <td>5%</td> </tr> </tbody> </table>	Category	Percentage	Excellent	55%	Good	40%	Poor	5%
Particulars	Response																
Excellent	99																
Good	72																
Poor	8																
Category	Percentage																
Excellent	55%																
Good	40%																
Poor	5%																
<p>How were following facilities at the Institute? [Account Section.]</p> <table border="1"> <thead> <tr> <th>Particulars</th> <th>Response</th> </tr> </thead> <tbody> <tr> <td>Excellent</td> <td>95</td> </tr> <tr> <td>Good</td> <td>76</td> </tr> <tr> <td>Poor</td> <td>8</td> </tr> </tbody> </table>	Particulars	Response	Excellent	95	Good	76	Poor	8	<p>Account Section. Facilities</p> <table border="1"> <thead> <tr> <th>Category</th> <th>Percentage</th> </tr> </thead> <tbody> <tr> <td>Excellent</td> <td>53%</td> </tr> <tr> <td>Good</td> <td>42%</td> </tr> <tr> <td>Poor</td> <td>5%</td> </tr> </tbody> </table>	Category	Percentage	Excellent	53%	Good	42%	Poor	5%
Particulars	Response																
Excellent	95																
Good	76																
Poor	8																
Category	Percentage																
Excellent	53%																
Good	42%																
Poor	5%																



Since 1994



Student Feedback on overall Institution Performance for AY 2022-23

<p>How were following facilities at the Institute? [Student Section]</p> <table border="1"> <thead> <tr> <th>Particulars</th> <th>Response</th> </tr> </thead> <tbody> <tr> <td>Excellent</td> <td>98</td> </tr> <tr> <td>Good</td> <td>75</td> </tr> <tr> <td>Poor</td> <td>6</td> </tr> </tbody> </table>	Particulars	Response	Excellent	98	Good	75	Poor	6	<p>Student Section Facilities</p> <table border="1"> <caption>Student Section Facilities Data</caption> <thead> <tr> <th>Category</th> <th>Percentage</th> </tr> </thead> <tbody> <tr> <td>Excellent</td> <td>55%</td> </tr> <tr> <td>Good</td> <td>42%</td> </tr> <tr> <td>Poor</td> <td>3%</td> </tr> </tbody> </table>	Category	Percentage	Excellent	55%	Good	42%	Poor	3%
Particulars	Response																
Excellent	98																
Good	75																
Poor	6																
Category	Percentage																
Excellent	55%																
Good	42%																
Poor	3%																
<p>How were following facilities at the Institute? [Scholarship Section]</p> <table border="1"> <thead> <tr> <th>Particulars</th> <th>Response</th> </tr> </thead> <tbody> <tr> <td>Excellent</td> <td>106</td> </tr> <tr> <td>Good</td> <td>70</td> </tr> <tr> <td>Poor</td> <td>3</td> </tr> </tbody> </table>	Particulars	Response	Excellent	106	Good	70	Poor	3	<p>Scholarship Section Facilities</p> <table border="1"> <caption>Scholarship Section Facilities Data</caption> <thead> <tr> <th>Category</th> <th>Percentage</th> </tr> </thead> <tbody> <tr> <td>Excellent</td> <td>59%</td> </tr> <tr> <td>Good</td> <td>39%</td> </tr> <tr> <td>Poor</td> <td>2%</td> </tr> </tbody> </table>	Category	Percentage	Excellent	59%	Good	39%	Poor	2%
Particulars	Response																
Excellent	106																
Good	70																
Poor	3																
Category	Percentage																
Excellent	59%																
Good	39%																
Poor	2%																
<p>How were following facilities at the Institute? [Classrooms]</p> <table border="1"> <thead> <tr> <th>Particulars</th> <th>Response</th> </tr> </thead> <tbody> <tr> <td>Excellent</td> <td>103</td> </tr> <tr> <td>Good</td> <td>73</td> </tr> <tr> <td>Poor</td> <td>3</td> </tr> </tbody> </table>	Particulars	Response	Excellent	103	Good	73	Poor	3	<p>Girls/Boys common room Facilities</p> <table border="1"> <caption>Girls/Boys common room Facilities Data</caption> <thead> <tr> <th>Category</th> <th>Percentage</th> </tr> </thead> <tbody> <tr> <td>Excellent</td> <td>57%</td> </tr> <tr> <td>Good</td> <td>41%</td> </tr> <tr> <td>Poor</td> <td>2%</td> </tr> </tbody> </table>	Category	Percentage	Excellent	57%	Good	41%	Poor	2%
Particulars	Response																
Excellent	103																
Good	73																
Poor	3																
Category	Percentage																
Excellent	57%																
Good	41%																
Poor	2%																



Since 1994



Student Feedback on overall Institution Performance for AY 2022-23

<p>How were following facilities at the Institute? [Girls/Boys common room]</p> <table border="1"> <thead> <tr> <th>Particulars</th> <th>Response</th> </tr> </thead> <tbody> <tr> <td>Excellent</td> <td>91</td> </tr> <tr> <td>Good</td> <td>65</td> </tr> <tr> <td>Poor</td> <td>23</td> </tr> </tbody> </table>	Particulars	Response	Excellent	91	Good	65	Poor	23	<p>Girls/Boys common room Facilities</p> <table border="1"> <thead> <tr> <th>Category</th> <th>Percentage</th> </tr> </thead> <tbody> <tr> <td>Excellent</td> <td>51%</td> </tr> <tr> <td>Good</td> <td>36%</td> </tr> <tr> <td>Poor</td> <td>13%</td> </tr> </tbody> </table>	Category	Percentage	Excellent	51%	Good	36%	Poor	13%
Particulars	Response																
Excellent	91																
Good	65																
Poor	23																
Category	Percentage																
Excellent	51%																
Good	36%																
Poor	13%																
<p>How were following facilities at the Institute? [Toilets]</p> <table border="1"> <thead> <tr> <th>Particulars</th> <th>Response</th> </tr> </thead> <tbody> <tr> <td>Excellent</td> <td>95</td> </tr> <tr> <td>Good</td> <td>76</td> </tr> <tr> <td>Poor</td> <td>8</td> </tr> </tbody> </table>	Particulars	Response	Excellent	95	Good	76	Poor	8	<p>Girls/Boys common room Facilities</p> <table border="1"> <thead> <tr> <th>Category</th> <th>Percentage</th> </tr> </thead> <tbody> <tr> <td>Excellent</td> <td>53%</td> </tr> <tr> <td>Good</td> <td>42%</td> </tr> <tr> <td>Poor</td> <td>5%</td> </tr> </tbody> </table>	Category	Percentage	Excellent	53%	Good	42%	Poor	5%
Particulars	Response																
Excellent	95																
Good	76																
Poor	8																
Category	Percentage																
Excellent	53%																
Good	42%																
Poor	5%																
<p>How were following facilities at the Institute? [Canteen]</p> <table border="1"> <thead> <tr> <th>Particulars</th> <th>Response</th> </tr> </thead> <tbody> <tr> <td>Excellent</td> <td>72</td> </tr> <tr> <td>Good</td> <td>84</td> </tr> <tr> <td>Poor</td> <td>23</td> </tr> </tbody> </table>	Particulars	Response	Excellent	72	Good	84	Poor	23	<p>Canteen Facilities</p> <table border="1"> <thead> <tr> <th>Category</th> <th>Percentage</th> </tr> </thead> <tbody> <tr> <td>Excellent</td> <td>40%</td> </tr> <tr> <td>Good</td> <td>47%</td> </tr> <tr> <td>Poor</td> <td>13%</td> </tr> </tbody> </table>	Category	Percentage	Excellent	40%	Good	47%	Poor	13%
Particulars	Response																
Excellent	72																
Good	84																
Poor	23																
Category	Percentage																
Excellent	40%																
Good	47%																
Poor	13%																



Since 1994



Student Feedback on overall Institution Performance for AY 2022-23

<p>How were the following initiatives by the college for your overall development? [Teaching & Learning]</p> <table border="1"> <thead> <tr> <th>Particulars</th> <th>Response</th> </tr> </thead> <tbody> <tr> <td>Excellent</td> <td>111</td> </tr> <tr> <td>Good</td> <td>64</td> </tr> <tr> <td>Poor</td> <td>4</td> </tr> </tbody> </table>	Particulars	Response	Excellent	111	Good	64	Poor	4	<p>Teaching & Learning Practices</p> <table border="1"> <thead> <tr> <th>Category</th> <th>Percentage</th> </tr> </thead> <tbody> <tr> <td>Excellent</td> <td>62%</td> </tr> <tr> <td>Good</td> <td>36%</td> </tr> <tr> <td>Poor</td> <td>2%</td> </tr> </tbody> </table>	Category	Percentage	Excellent	62%	Good	36%	Poor	2%
Particulars	Response																
Excellent	111																
Good	64																
Poor	4																
Category	Percentage																
Excellent	62%																
Good	36%																
Poor	2%																
<p>How were the following initiatives by the college for your overall development? [Mentoring / Guidance about personal challenges, growth opportunities]</p> <table border="1"> <thead> <tr> <th>Particulars</th> <th>Response</th> </tr> </thead> <tbody> <tr> <td>Excellent</td> <td>124</td> </tr> <tr> <td>Good</td> <td>50</td> </tr> <tr> <td>Poor</td> <td>5</td> </tr> </tbody> </table>	Particulars	Response	Excellent	124	Good	50	Poor	5	<p>Mentoring / Guidance about personal challenges, growth opportunities</p> <table border="1"> <thead> <tr> <th>Category</th> <th>Percentage</th> </tr> </thead> <tbody> <tr> <td>Excellent</td> <td>69%</td> </tr> <tr> <td>Good</td> <td>28%</td> </tr> <tr> <td>Poor</td> <td>3%</td> </tr> </tbody> </table>	Category	Percentage	Excellent	69%	Good	28%	Poor	3%
Particulars	Response																
Excellent	124																
Good	50																
Poor	5																
Category	Percentage																
Excellent	69%																
Good	28%																
Poor	3%																
<p>How were the following initiatives by the college for your overall development? [Industry Academia Exposure (Guest Session / Industry speakers for training)]</p> <table border="1"> <thead> <tr> <th>Particulars</th> <th>Response</th> </tr> </thead> <tbody> <tr> <td>Excellent</td> <td>107</td> </tr> <tr> <td>Good</td> <td>64</td> </tr> <tr> <td>Poor</td> <td>8</td> </tr> </tbody> </table>	Particulars	Response	Excellent	107	Good	64	Poor	8	<p>Industry Academia Exposure (Guest Session / Industry speakers for training)</p> <table border="1"> <thead> <tr> <th>Category</th> <th>Percentage</th> </tr> </thead> <tbody> <tr> <td>Excellent</td> <td>60%</td> </tr> <tr> <td>Good</td> <td>36%</td> </tr> <tr> <td>Poor</td> <td>4%</td> </tr> </tbody> </table>	Category	Percentage	Excellent	60%	Good	36%	Poor	4%
Particulars	Response																
Excellent	107																
Good	64																
Poor	8																
Category	Percentage																
Excellent	60%																
Good	36%																
Poor	4%																



Since 1994



Student Feedback on overall Institution Performance for AY 2022-23

<p>How were the following initiatives by the college for your overall development? [Management Fest]</p> <table border="1"> <thead> <tr> <th>Particulars</th> <th>Response</th> </tr> </thead> <tbody> <tr> <td>Excellent</td> <td>100</td> </tr> <tr> <td>Good</td> <td>65</td> </tr> <tr> <td>Poor</td> <td>14</td> </tr> </tbody> </table>	Particulars	Response	Excellent	100	Good	65	Poor	14	<p>Management Fest Practices</p> <table border="1"> <thead> <tr> <th>Category</th> <th>Percentage</th> </tr> </thead> <tbody> <tr> <td>Excellent</td> <td>56%</td> </tr> <tr> <td>Good</td> <td>36%</td> </tr> <tr> <td>Poor</td> <td>8%</td> </tr> </tbody> </table>	Category	Percentage	Excellent	56%	Good	36%	Poor	8%
Particulars	Response																
Excellent	100																
Good	65																
Poor	14																
Category	Percentage																
Excellent	56%																
Good	36%																
Poor	8%																
<p>How were the following initiatives by the college for your overall development? [Sports]</p> <table border="1"> <thead> <tr> <th>Particulars</th> <th>Response</th> </tr> </thead> <tbody> <tr> <td>Excellent</td> <td>99</td> </tr> <tr> <td>Good</td> <td>72</td> </tr> <tr> <td>Poor</td> <td>8</td> </tr> </tbody> </table>	Particulars	Response	Excellent	99	Good	72	Poor	8	<p>Sports Facilities</p> <table border="1"> <thead> <tr> <th>Category</th> <th>Percentage</th> </tr> </thead> <tbody> <tr> <td>Excellent</td> <td>55%</td> </tr> <tr> <td>Good</td> <td>40%</td> </tr> <tr> <td>Poor</td> <td>5%</td> </tr> </tbody> </table>	Category	Percentage	Excellent	55%	Good	40%	Poor	5%
Particulars	Response																
Excellent	99																
Good	72																
Poor	8																
Category	Percentage																
Excellent	55%																
Good	40%																
Poor	5%																
<p>How were the following initiatives by the college for your overall development? [Co-Curricular activities(UBA, Induction, Cultural, Social)]</p> <table border="1"> <thead> <tr> <th>Particulars</th> <th>Response</th> </tr> </thead> <tbody> <tr> <td>Excellent</td> <td>112</td> </tr> <tr> <td>Good</td> <td>59</td> </tr> <tr> <td>Poor</td> <td>8</td> </tr> </tbody> </table>	Particulars	Response	Excellent	112	Good	59	Poor	8	<p>Co-Curricular activities(UBA, Induction, Cultural, Social)</p> <table border="1"> <thead> <tr> <th>Category</th> <th>Percentage</th> </tr> </thead> <tbody> <tr> <td>Excellent</td> <td>63%</td> </tr> <tr> <td>Good</td> <td>33%</td> </tr> <tr> <td>Poor</td> <td>4%</td> </tr> </tbody> </table>	Category	Percentage	Excellent	63%	Good	33%	Poor	4%
Particulars	Response																
Excellent	112																
Good	59																
Poor	8																
Category	Percentage																
Excellent	63%																
Good	33%																
Poor	4%																



Since 1994



Student Feedback on overall Institution Performance for AY 2022-23

<p>How were the following initiatives by the college for your overall development? [Grooming (soft skills, technical skills development)]</p> <table border="1"> <thead> <tr> <th>Particulars</th> <th>Response</th> </tr> </thead> <tbody> <tr> <td>Excellent</td> <td>98</td> </tr> <tr> <td>Good</td> <td>75</td> </tr> <tr> <td>Poor</td> <td>6</td> </tr> </tbody> </table>	Particulars	Response	Excellent	98	Good	75	Poor	6	<p>Grooming (soft skills, technical skills development) Opportunities</p> <table border="1"> <thead> <tr> <th>Response</th> <th>Percentage</th> </tr> </thead> <tbody> <tr> <td>Excellent</td> <td>55%</td> </tr> <tr> <td>Good</td> <td>42%</td> </tr> <tr> <td>Poor</td> <td>3%</td> </tr> </tbody> </table>	Response	Percentage	Excellent	55%	Good	42%	Poor	3%
Particulars	Response																
Excellent	98																
Good	75																
Poor	6																
Response	Percentage																
Excellent	55%																
Good	42%																
Poor	3%																
<p>How were the following initiatives by the college for your overall development? [Placement]</p> <table border="1"> <thead> <tr> <th>Particulars</th> <th>Response</th> </tr> </thead> <tbody> <tr> <td>Excellent</td> <td>79</td> </tr> <tr> <td>Good</td> <td>79</td> </tr> <tr> <td>Poor</td> <td>21</td> </tr> </tbody> </table>	Particulars	Response	Excellent	79	Good	79	Poor	21	<p>Placement Opportunities</p> <table border="1"> <thead> <tr> <th>Response</th> <th>Percentage</th> </tr> </thead> <tbody> <tr> <td>Excellent</td> <td>44%</td> </tr> <tr> <td>Good</td> <td>44%</td> </tr> <tr> <td>Poor</td> <td>12%</td> </tr> </tbody> </table>	Response	Percentage	Excellent	44%	Good	44%	Poor	12%
Particulars	Response																
Excellent	79																
Good	79																
Poor	21																
Response	Percentage																
Excellent	44%																
Good	44%																
Poor	12%																
<p>How were the following initiatives by the college for your overall development? [Alumni Interaction, Support]</p> <table border="1"> <thead> <tr> <th>Particulars</th> <th>Response</th> </tr> </thead> <tbody> <tr> <td>Excellent</td> <td>88</td> </tr> <tr> <td>Good</td> <td>76</td> </tr> <tr> <td>Poor</td> <td>15</td> </tr> </tbody> </table>	Particulars	Response	Excellent	88	Good	76	Poor	15	<p>Alumni Interaction, Support Facilities</p> <table border="1"> <thead> <tr> <th>Response</th> <th>Percentage</th> </tr> </thead> <tbody> <tr> <td>Excellent</td> <td>49%</td> </tr> <tr> <td>Good</td> <td>43%</td> </tr> <tr> <td>Poor</td> <td>8%</td> </tr> </tbody> </table>	Response	Percentage	Excellent	49%	Good	43%	Poor	8%
Particulars	Response																
Excellent	88																
Good	76																
Poor	15																
Response	Percentage																
Excellent	49%																
Good	43%																
Poor	8%																



Since 1994



Student Feedback on overall Institution Performance for AY 2022-23

<p>After completing this program / course, how do you see your progress on following aspects: [My ability to apply knowledge of Management lessons practically (in personal life / job / business)]</p> <table border="1"> <thead> <tr> <th>Particulars</th> <th>Response</th> </tr> </thead> <tbody> <tr> <td>Excellent</td> <td>96</td> </tr> <tr> <td>Good</td> <td>77</td> </tr> <tr> <td>Poor</td> <td>6</td> </tr> </tbody> </table>	Particulars	Response	Excellent	96	Good	77	Poor	6	<p>My ability to apply knowledge of Management lessons practically (in personal life / job / business)</p> <table border="1"> <thead> <tr> <th>Response</th> <th>Percentage</th> </tr> </thead> <tbody> <tr> <td>Excellent</td> <td>54%</td> </tr> <tr> <td>Good</td> <td>43%</td> </tr> <tr> <td>Poor</td> <td>3%</td> </tr> </tbody> </table>	Response	Percentage	Excellent	54%	Good	43%	Poor	3%
Particulars	Response																
Excellent	96																
Good	77																
Poor	6																
Response	Percentage																
Excellent	54%																
Good	43%																
Poor	3%																
<p>After completing this program / course, how do you see your progress on following aspects: [My ability to be fair, ethical, legal and safe while taking actions on personal / professional challenges]</p> <table border="1"> <thead> <tr> <th>Particulars</th> <th>Response</th> </tr> </thead> <tbody> <tr> <td>Excellent</td> <td>95</td> </tr> <tr> <td>Good</td> <td>82</td> </tr> <tr> <td>Poor</td> <td>2</td> </tr> </tbody> </table>	Particulars	Response	Excellent	95	Good	82	Poor	2	<p>My ability to be fair, ethical, legal and safe while taking actions on personal / professional chall</p> <table border="1"> <thead> <tr> <th>Response</th> <th>Percentage</th> </tr> </thead> <tbody> <tr> <td>Excellent</td> <td>53%</td> </tr> <tr> <td>Good</td> <td>46%</td> </tr> <tr> <td>Poor</td> <td>1%</td> </tr> </tbody> </table>	Response	Percentage	Excellent	53%	Good	46%	Poor	1%
Particulars	Response																
Excellent	95																
Good	82																
Poor	2																
Response	Percentage																
Excellent	53%																
Good	46%																
Poor	1%																
<p>After completing this program / course, how do you see your progress on following aspects: [My ability to think logically, creatively while taking decisions for job, investment, people, relationship management etc.]</p> <table border="1"> <thead> <tr> <th>Particulars</th> <th>Response</th> </tr> </thead> <tbody> <tr> <td>Excellent</td> <td>99</td> </tr> <tr> <td>Good</td> <td>75</td> </tr> <tr> <td>Poor</td> <td>5</td> </tr> </tbody> </table>	Particulars	Response	Excellent	99	Good	75	Poor	5	<p>My ability to think logically, creatively while taking decisions for job, investment, people, relati</p> <table border="1"> <thead> <tr> <th>Response</th> <th>Percentage</th> </tr> </thead> <tbody> <tr> <td>Excellent</td> <td>55%</td> </tr> <tr> <td>Good</td> <td>42%</td> </tr> <tr> <td>Poor</td> <td>3%</td> </tr> </tbody> </table>	Response	Percentage	Excellent	55%	Good	42%	Poor	3%
Particulars	Response																
Excellent	99																
Good	75																
Poor	5																
Response	Percentage																
Excellent	55%																
Good	42%																
Poor	3%																



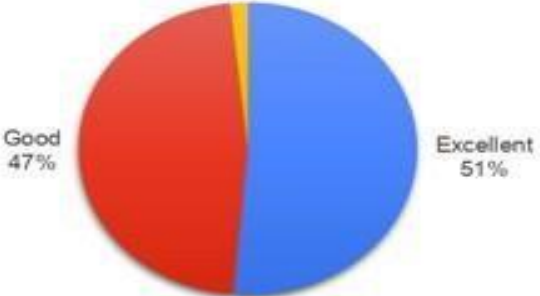
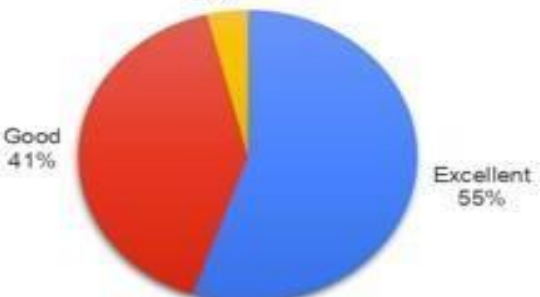
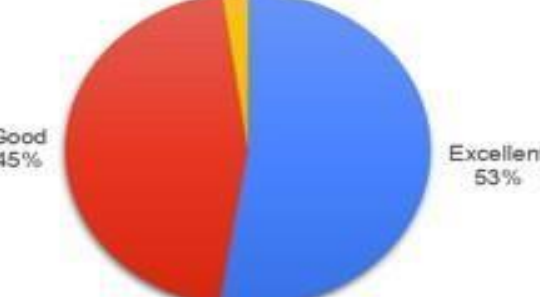
Since 1994



Student Feedback on overall Institution Performance for AY 2022-23

<p>After completing this program / course, how do you see your progress on following aspects: [My ability to understand job / business responsibilities, processes, objectives etc.]</p> <table border="1"> <thead> <tr> <th>Particulars</th> <th>Response</th> </tr> </thead> <tbody> <tr> <td>Excellent</td> <td>103</td> </tr> <tr> <td>Good</td> <td>71</td> </tr> <tr> <td>Poor</td> <td>5</td> </tr> </tbody> </table>	Particulars	Response	Excellent	103	Good	71	Poor	5	<p>My ability to understand job / business responsibilities, processes, objectives etc.</p> <table border="1"> <thead> <tr> <th>Category</th> <th>Percentage</th> </tr> </thead> <tbody> <tr> <td>Excellent</td> <td>57%</td> </tr> <tr> <td>Good</td> <td>40%</td> </tr> <tr> <td>Poor</td> <td>3%</td> </tr> </tbody> </table>	Category	Percentage	Excellent	57%	Good	40%	Poor	3%
Particulars	Response																
Excellent	103																
Good	71																
Poor	5																
Category	Percentage																
Excellent	57%																
Good	40%																
Poor	3%																
<p>After completing this program / course, how do you see your progress on following aspects: [My ability to foresee impact of job / business actions legally, economically, ethically and globally]</p> <table border="1"> <thead> <tr> <th>Particulars</th> <th>Response</th> </tr> </thead> <tbody> <tr> <td>Excellent</td> <td>96</td> </tr> <tr> <td>Good</td> <td>78</td> </tr> <tr> <td>Poor</td> <td>5</td> </tr> </tbody> </table>	Particulars	Response	Excellent	96	Good	78	Poor	5	<p>My ability to foresee impact of job / business actions legally, economically, ethically and globally</p> <table border="1"> <thead> <tr> <th>Category</th> <th>Percentage</th> </tr> </thead> <tbody> <tr> <td>Excellent</td> <td>54%</td> </tr> <tr> <td>Good</td> <td>43%</td> </tr> <tr> <td>Poor</td> <td>3%</td> </tr> </tbody> </table>	Category	Percentage	Excellent	54%	Good	43%	Poor	3%
Particulars	Response																
Excellent	96																
Good	78																
Poor	5																
Category	Percentage																
Excellent	54%																
Good	43%																
Poor	3%																
<p>After completing this program / course, how do you see your progress on following aspects: [My ability to bring togetherness, comfort and unity in Multidisciplinary team members]</p> <table border="1"> <thead> <tr> <th>Particulars</th> <th>Response</th> </tr> </thead> <tbody> <tr> <td>Excellent</td> <td>102</td> </tr> <tr> <td>Good</td> <td>72</td> </tr> <tr> <td>Poor</td> <td>5</td> </tr> </tbody> </table>	Particulars	Response	Excellent	102	Good	72	Poor	5	<p>My ability to bring togetherness, comfort and unity in Multidisciplinary team members</p> <table border="1"> <thead> <tr> <th>Category</th> <th>Percentage</th> </tr> </thead> <tbody> <tr> <td>Excellent</td> <td>57%</td> </tr> <tr> <td>Good</td> <td>40%</td> </tr> <tr> <td>Poor</td> <td>3%</td> </tr> </tbody> </table>	Category	Percentage	Excellent	57%	Good	40%	Poor	3%
Particulars	Response																
Excellent	102																
Good	72																
Poor	5																
Category	Percentage																
Excellent	57%																
Good	40%																
Poor	3%																

Student Feedback on overall Institution Performance for AY 2022-23

<p>After completing this program / course, how do you see your progress on following aspects: [My ability to form a team of members who complement each other's strengths to achieve objectives]</p> <table border="1"> <thead> <tr> <th>Particulars</th> <th>Response</th> </tr> </thead> <tbody> <tr> <td>Excellent</td> <td>92</td> </tr> <tr> <td>Good</td> <td>84</td> </tr> <tr> <td>Poor</td> <td>3</td> </tr> </tbody> </table>	Particulars	Response	Excellent	92	Good	84	Poor	3	<p align="center">My ability to bring togetherness, comfort and unity in Multidisciplinary team members</p>  <table border="1"> <thead> <tr> <th>Response</th> <th>Percentage</th> </tr> </thead> <tbody> <tr> <td>Excellent</td> <td>51%</td> </tr> <tr> <td>Good</td> <td>47%</td> </tr> <tr> <td>Poor</td> <td>2%</td> </tr> </tbody> </table>	Response	Percentage	Excellent	51%	Good	47%	Poor	2%
Particulars	Response																
Excellent	92																
Good	84																
Poor	3																
Response	Percentage																
Excellent	51%																
Good	47%																
Poor	2%																
<p>After completing this program / course, how do you see your progress on following aspects: [My ability to make team techno savvy and efficient through communication, training, discussion etc.]</p> <table border="1"> <thead> <tr> <th>Particulars</th> <th>Response</th> </tr> </thead> <tbody> <tr> <td>Excellent</td> <td>99</td> </tr> <tr> <td>Good</td> <td>73</td> </tr> <tr> <td>Poor</td> <td>7</td> </tr> </tbody> </table>	Particulars	Response	Excellent	99	Good	73	Poor	7	<p align="center">My ability to make team techno savvy and efficient through communication, training, discussion etc.</p>  <table border="1"> <thead> <tr> <th>Response</th> <th>Percentage</th> </tr> </thead> <tbody> <tr> <td>Excellent</td> <td>55%</td> </tr> <tr> <td>Good</td> <td>41%</td> </tr> <tr> <td>Poor</td> <td>4%</td> </tr> </tbody> </table>	Response	Percentage	Excellent	55%	Good	41%	Poor	4%
Particulars	Response																
Excellent	99																
Good	73																
Poor	7																
Response	Percentage																
Excellent	55%																
Good	41%																
Poor	4%																
<p>After completing this program / course, how do you rate relevance of MBA syllabus to following: [Relevance to personal / professional responsibilities (Real Life situations)]</p> <table border="1"> <thead> <tr> <th>Particulars</th> <th>Response</th> </tr> </thead> <tbody> <tr> <td>Excellent</td> <td>94</td> </tr> <tr> <td>Good</td> <td>81</td> </tr> <tr> <td>Poor</td> <td>4</td> </tr> </tbody> </table>	Particulars	Response	Excellent	94	Good	81	Poor	4	<p align="center">Relevance to personal / professional responsibilities (Real Life situations)</p>  <table border="1"> <thead> <tr> <th>Response</th> <th>Percentage</th> </tr> </thead> <tbody> <tr> <td>Excellent</td> <td>53%</td> </tr> <tr> <td>Good</td> <td>45%</td> </tr> <tr> <td>Poor</td> <td>2%</td> </tr> </tbody> </table>	Response	Percentage	Excellent	53%	Good	45%	Poor	2%
Particulars	Response																
Excellent	94																
Good	81																
Poor	4																
Response	Percentage																
Excellent	53%																
Good	45%																
Poor	2%																



Since 1994



Student Feedback on overall Institution Performance for AY 2022-23

<p>After completing this program / course, how do you rate relevance of MBA syllabus to following: [Availability of text and reference books, online resources in market]</p> <table border="1"> <thead> <tr> <th>Particulars</th> <th>Response</th> </tr> </thead> <tbody> <tr> <td>Excellent</td> <td>90</td> </tr> <tr> <td>Good</td> <td>82</td> </tr> <tr> <td>Poor</td> <td>7</td> </tr> </tbody> </table>	Particulars	Response	Excellent	90	Good	82	Poor	7	<p>Availability of text and reference books, online resources in market</p> <table border="1"> <thead> <tr> <th>Category</th> <th>Percentage</th> </tr> </thead> <tbody> <tr> <td>Excellent</td> <td>50%</td> </tr> <tr> <td>Good</td> <td>46%</td> </tr> <tr> <td>Poor</td> <td>4%</td> </tr> </tbody> </table>	Category	Percentage	Excellent	50%	Good	46%	Poor	4%
Particulars	Response																
Excellent	90																
Good	82																
Poor	7																
Category	Percentage																
Excellent	50%																
Good	46%																
Poor	4%																
<p>After completing this program / course, how do you rate relevance of MBA syllabus to following: [Inculcate / Improve the Entrepreneurship skills]</p> <table border="1"> <thead> <tr> <th>Particulars</th> <th>Response</th> </tr> </thead> <tbody> <tr> <td>Excellent</td> <td>91</td> </tr> <tr> <td>Good</td> <td>82</td> </tr> <tr> <td>Poor</td> <td>6</td> </tr> </tbody> </table>	Particulars	Response	Excellent	91	Good	82	Poor	6	<p>Inculcate / Improve the Entrepreneurship skills</p> <table border="1"> <thead> <tr> <th>Category</th> <th>Percentage</th> </tr> </thead> <tbody> <tr> <td>Excellent</td> <td>51%</td> </tr> <tr> <td>Good</td> <td>46%</td> </tr> <tr> <td>Poor</td> <td>3%</td> </tr> </tbody> </table>	Category	Percentage	Excellent	51%	Good	46%	Poor	3%
Particulars	Response																
Excellent	91																
Good	82																
Poor	6																
Category	Percentage																
Excellent	51%																
Good	46%																
Poor	3%																
<p>Your Overall Experience and Memories with Institute, Network of Students / Teachers etc.</p> <table border="1"> <thead> <tr> <th>Particulars</th> <th>Response</th> </tr> </thead> <tbody> <tr> <td>Excellent</td> <td>115</td> </tr> <tr> <td>Good</td> <td>61</td> </tr> <tr> <td>Poor</td> <td>2</td> </tr> </tbody> </table>	Particulars	Response	Excellent	115	Good	61	Poor	2	<p>Overall Experience and Memories with Institute</p> <table border="1"> <thead> <tr> <th>Category</th> <th>Percentage</th> </tr> </thead> <tbody> <tr> <td>Excellent</td> <td>65%</td> </tr> <tr> <td>Good</td> <td>34%</td> </tr> <tr> <td>Poor</td> <td>1%</td> </tr> </tbody> </table>	Category	Percentage	Excellent	65%	Good	34%	Poor	1%
Particulars	Response																
Excellent	115																
Good	61																
Poor	2																
Category	Percentage																
Excellent	65%																
Good	34%																
Poor	1%																

Prepared by :- Dr. Jitendra Bhandari, Associate Professor,
Reveiwed by: Dr. Mangalgouri Patil, Associate Professor,
Approved by :- Dr. Shubhangee Ramaswamy, I/c Director



Since 1994

Marathwada Mitra Mandal's
INSTITUTE OF MANAGEMENT EDUCATION RESEARCH AND TRAINING
(IMERT), Pune

S. No. 18, Plot No. 5/3, CT5 No. 205, Behind Vandevi Temple, Karvenagar, Pune-411052



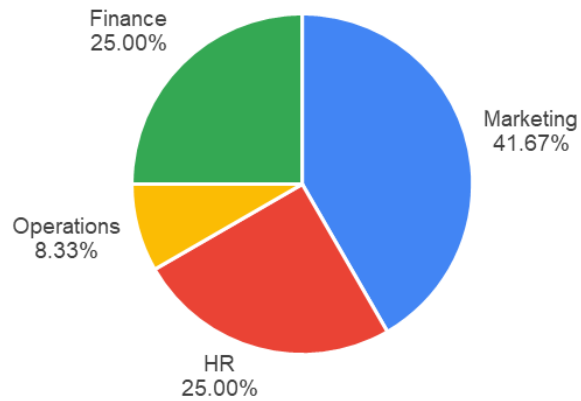
Teachers' Feedback Analysis Reports

Teachers Feedback for Syllabus and Academic performance of Institute 2022-23

Specialization

Teacher's Specialization	Respondent
Marketing	41.67%
HR	25.00%
Operations	8.33%
Finance	25.00%

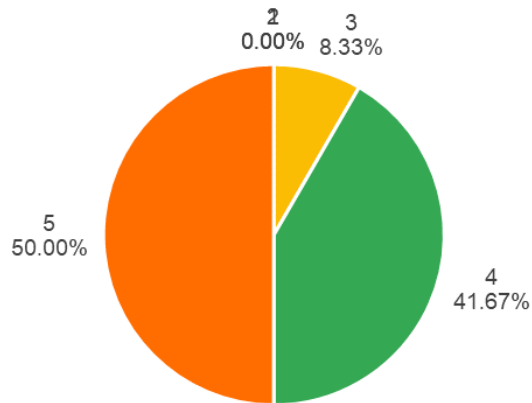
Specialization wise Respondents



Rate on SPPU MBA Syllabus and Institute for students learning and development (5 being the Highest and 1 being the lowest)

Ranking	Response
1	0.00%
2	0.00%
3	8.33%
4	41.67%
5	50.00%

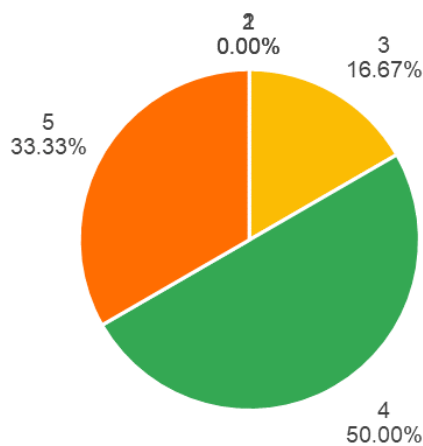
SPPU Appropriate for Students



SPPU syllabus sufficient to bridge the gap between industry standards and academics? (5 being the Highest and 1 being the lowest)

Ranking	Response
1	0.00%
2	0.00%
3	16.67%
4	50.00%
5	33.33%

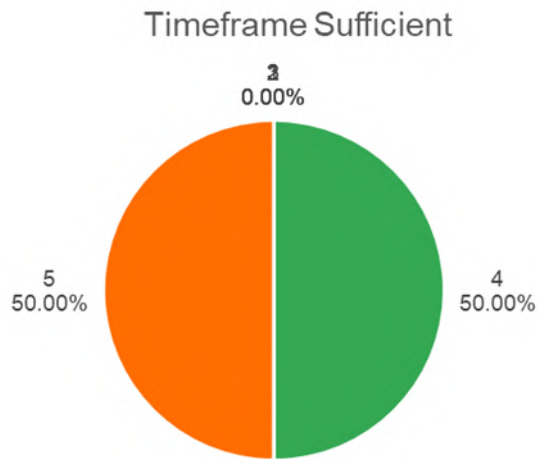
Syllabus Competent



Teachers Feedback for Syllabus and Academic performance of Institute 2022-23

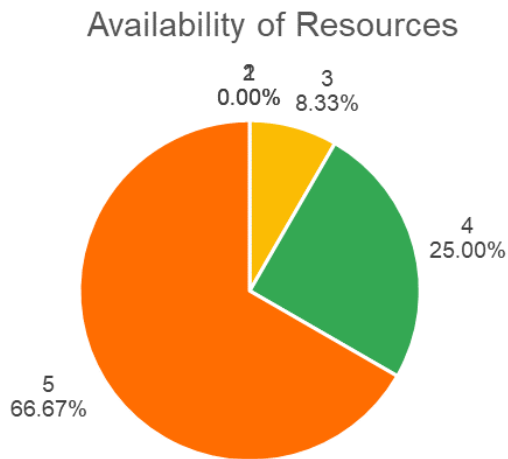
Rate the timely coverage of syllabus within given timeframe (5 being the Highest and 1 being the lowest)

Ranking	Response
1	0.00%
2	0.00%
3	0.00%
4	50.00%
5	50.00%



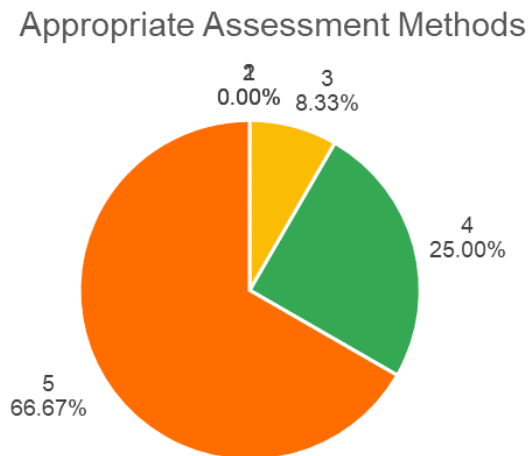
Sufficient reference material and books are available for the topics mentioned in the syllabus? (5 being the Highest and 1 being the lowest)

Ranking	Response
1	0.00
2	0.00
3	8.33
4	25.00
5	66.67



The concurrent internal evaluation methods mentioned in the syllabus are sufficient for providing proper assessment in the Institute? (5 being the Highest and 1 being the lowest)

Ranking	Response
1	0.00
2	0.00
3	8.33
4	25.00
5	66.67

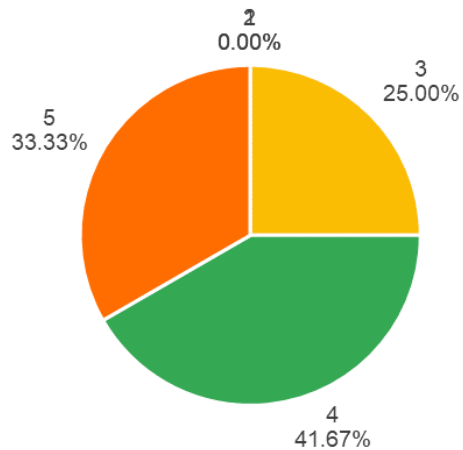


Teachers Feedback for Syllabus and Academic performance of Institute 2022-23

Please rate the achievement of the following learning values through MBA Program. (ASK) (5 being the Highest and 1 being the lowest) [Abilities]

Ranking	Response
1	0.00
2	0.00
3	25.00
4	41.67
5	33.33

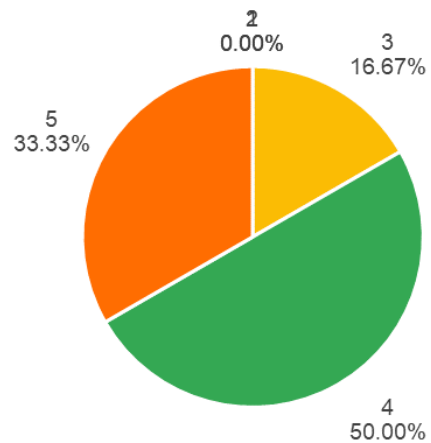
Achievement of Abilities



Please rate the achievement of the following learning values through SPPU curriculum. (ASK) (5 being the Highest and 1 being the lowest) [Skills]

Ranking	Response
1	0.00
2	0.00
3	16.67
4	50.00
5	33.33

Achievement of Skills

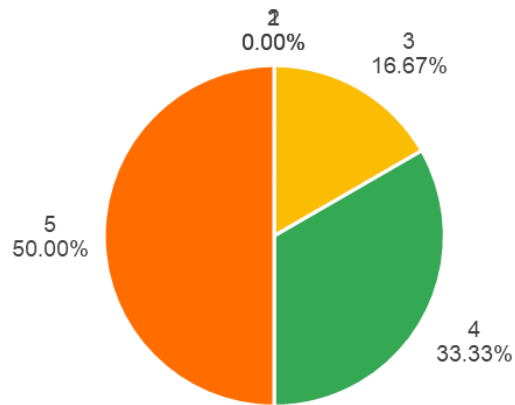


Teachers Feedback for Syllabus and Academic performance of Institute 2022-23

Please rate the achievement of the following learning values through MBA Program. (ASK) (5 being the Highest and 1 being the lowest) [Knowledge]

Ranking	Response
1	0.00
2	0.00
3	16.67
4	33.33
5	50.00

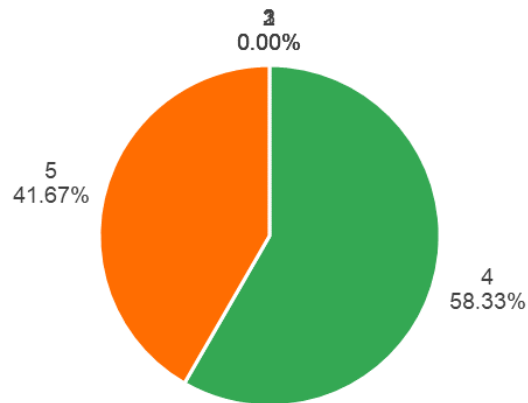
Achievement of Knowledge



Applicability/relevance to real life situations (5 being the Highest and 1 being the lowest)

Ranking	Response
1	0.00
2	0.00
3	0.00
4	58.33
5	41.67

Relevance to Real Life situations

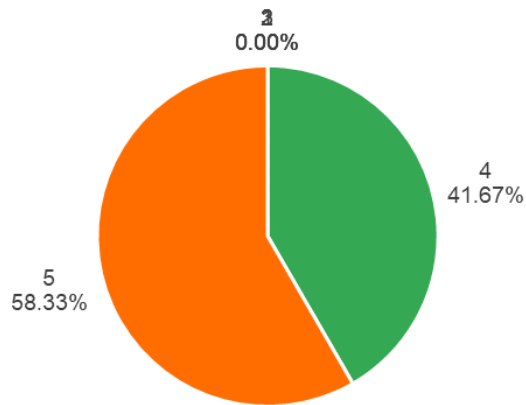


Teachers Feedback for Syllabus and Academic performance of Institute 2022-23

Depth of the course content (5 being the Highest and 1 being the lowest)

Ranking	Response
1	0.00
2	0.00
3	0.00
4	41.67
5	58.33

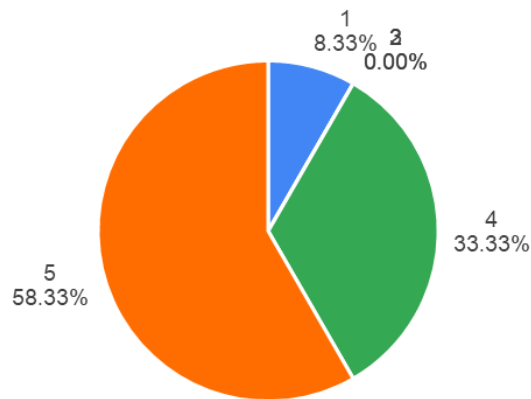
Depth of Course Content



Extent of the coverage of course (5 being the Highest and 1 being the lowest)

Ranking	Response
1	8.33
2	0.00
3	0.00
4	33.33
5	58.33

Extent of Course Content

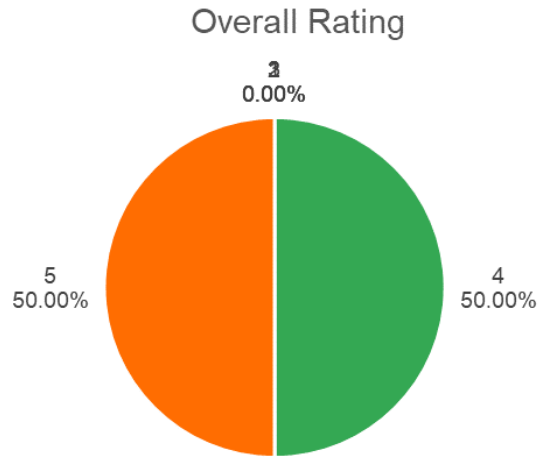




Teachers Feedback for Syllabus and Academic performance of Institute 2022-23

*Overall Rating about IMERT
(5 being the Highest and 1
being the lowest)*

Ranking	Response
1	0.00
2	0.00
3	0.00
4	50.00
5	50.00



Prepared by :- Prof. Vivekanand Gaikwad, Assistant professor
Reviewed by :- Dr. Jitendra Bhandari, Associate Professor
Approved By: Dr. Shubhangee Ramaswamy, I/c Director



Since 1994

Marathwada Mitra Mandal's
INSTITUTE OF MANAGEMENT EDUCATION RESEARCH AND TRAINING
(IMERT), Pune
S. No. 18, Plot No. 5/3, CT5 No. 205, Behind Vandevi Temple, Karvenagar, Pune-
411052



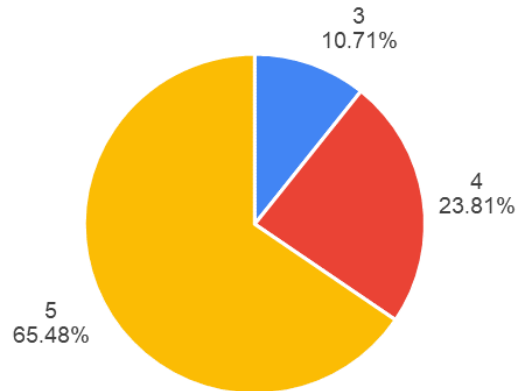
Employers Feedback Analysis Reports

Employer Feedback for Syllabus and Academic performance of Institute 2022-23

6) Please rate the achievement of the following learning values through MBA Program. (ASK) (5 being the Highest and 1 being the lowest) [Abilities]

Rating	Response
1	0%
2	0%
3	10.71%
4	23.81%
5	65.48%

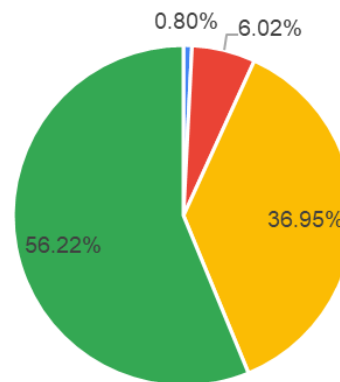
Achievement of Abilities



6) Please rate the achievement of the following learning values through MBA Program. (ASK) (5 being the Highest and 1 being the lowest) [Skills]

Particulars	Response
1	0%
2	0.80%
3	6.02%
4	36.95%
5	56.22%

Achievement of Skills

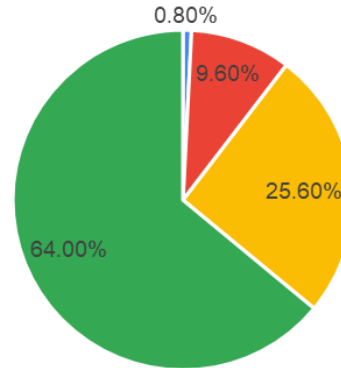


5) Please rate the achievement of the following learning values through Institute. [Knowledge]

Employer Feedback for Syllabus and Academic performance of Institute 2022-23

Ranking	Response
1	0%
2	0.80%
3	9.60%
4	25.60%
5	64.00%

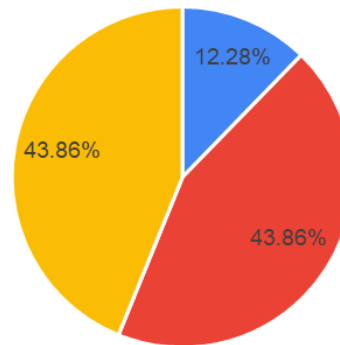
Achievement of Knowledge



7) Rate the SPPU curriculum to be compatible with the industry standard. (5 being the Highest and 1 being the lowest)

Ranking	Response
1	0%
2	0%
3	12.28%
4	43.86%
5	43.86%

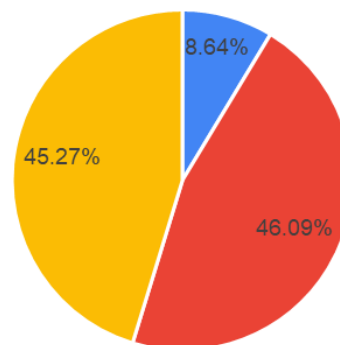
Syllabus Competent



8) Please rate the sufficiency of MBA Program in the context of application to real life situation

Ranking	Response
1	0%
2	0%
3	8.64%
4	46.09%
5	45.27%

Relevance to Real Life situations

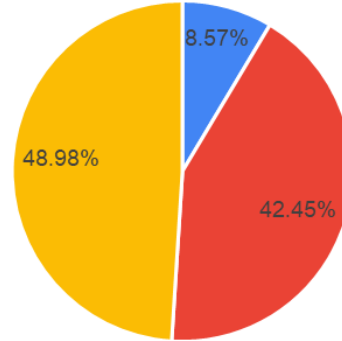


Employer Feedback for Syllabus and Academic performance of Institute 2022-23

6) *Your rating on relevance of curriculum contents to real life situations*

Ranking	Response
1	0%
2	0%
3	8.57%
4	42.45%
5	48.98%

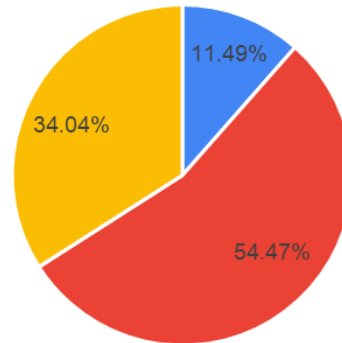
Capable of enhancing employability



10) *Do you feel that the curriculum of SPPU is appropriate in order to make you a successful professional ?*

Ranking	Response
1	0%
2	0%
3	11.49%
4	54.47%
5	34.04%

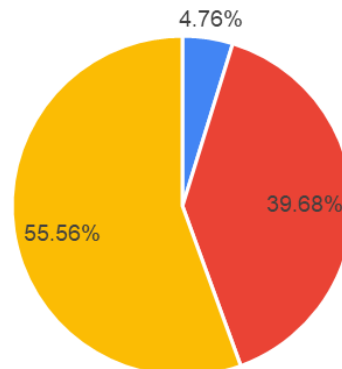
Support Personality Development



10) *How do you rate the SPPU curriculum in terms of ethical behaviour and social sensitization (5 being the Highest and 1 being the lowest)*

Ranking	Response
1	0%
2	0%
3	4.76%
4	39.68%
5	55.56%

Capable of imbibing Moral Values



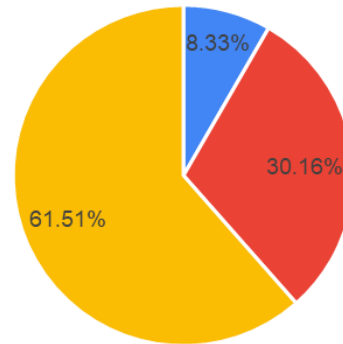


Employer Feedback for Syllabus and Academic performance of Institute 2022-23

11) Give Overall rating for the curriculum (5 being the Highest and 1 being the lowest)

Ranking	Response
1	0%
2	0%
3	8.33%
4	30.16%
5	61.51%

Overall Rating



Prepared by :- Prof. Vivekanand Gaikwad, Assistant Professor

Reviewed by :- Dr. Jitendra Bhandari, Associate Professor

Approved By: Dr. Shubhangee Ramaswamy, I/c Director



Since 1994

Marathwada Mitra Mandal's
INSTITUTE OF MANAGEMENT EDUCATION RESEARCH AND TRAINING
(IMERT), Pune
S. No. 18, Plot No. 5/3, CT5 No. 205, Behind Vandevi Temple, Karvenagar, Pune-
411052



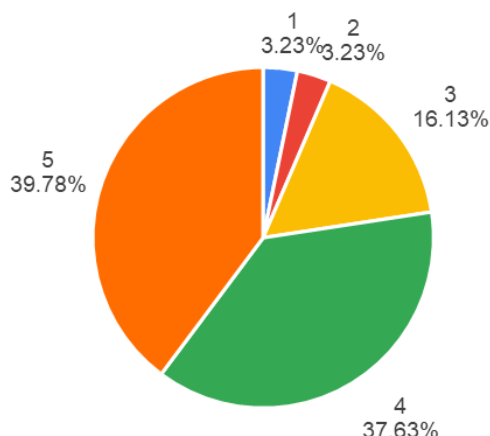
Alumni Feedback Analysis Reports

Alumni Feedback for Syllabus and Academic performance of Institute 2022-23

Please rate the achievement of the following learning values from IMERT. (ASK) (5 being the Highest and 1 being the lowest) [Abilities]

Ranking	Response
1	3.23%
2	3.23%
3	16.13%
4	37.63%
5	39.78%

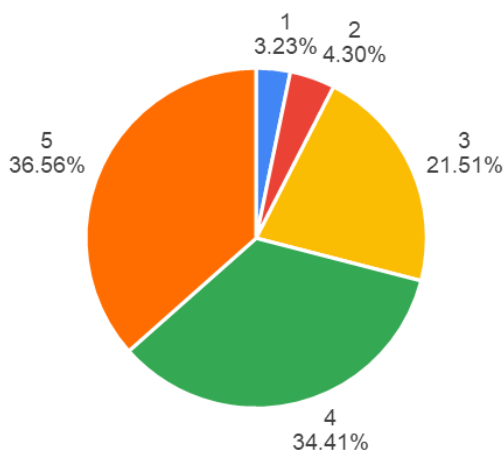
Achievement of Abilities



Please rate the achievement of the following learning values through MBA program. (ASK) (5 being the Highest and 1 being the lowest) [Skills]

Ranking	Response
1	0.00%
2	0.00%
3	16.67%
4	50.00%
5	33.33%

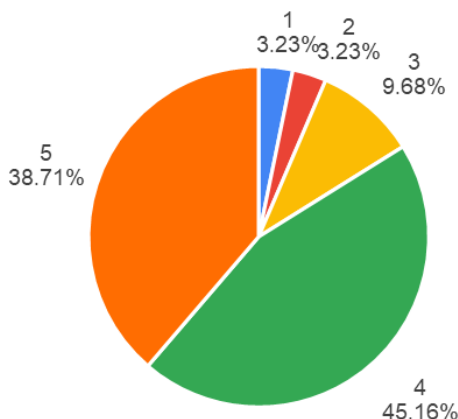
Achievement of Skills



Please rate the achievement of the following learning values through curriculum. (ASK) (5 being the Highest and 1 being the lowest) [Knowledge]

Ranking	Response
1	3.23%
2	3.23%
3	9.68%
4	45.16%
5	38.71%

Achievement of Knowledge

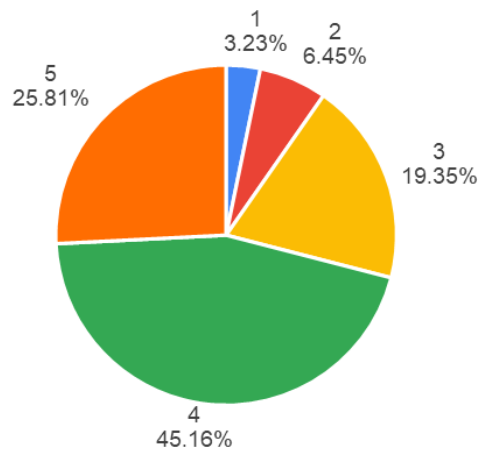


Alumni Feedback for Syllabus and Academic performance of Institute 2022-23

Rate the MBA syllabus to be compatible with the industry standard. (5 being the Highest and 1 being the lowest)

Ranking	Response
1	3.23%
2	6.45%
3	19.35%
4	45.16%
5	25.81%

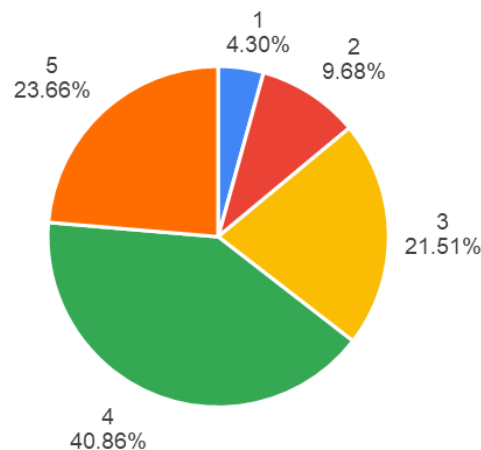
Syllabus Competent



Please rate the sufficiency of MBA program in the context of application to real life situation (5 being the Highest and 1 being the lowest)

Ranking	Response
1	4.30%
2	9.68%
3	21.51%
4	40.86%
5	23.66%

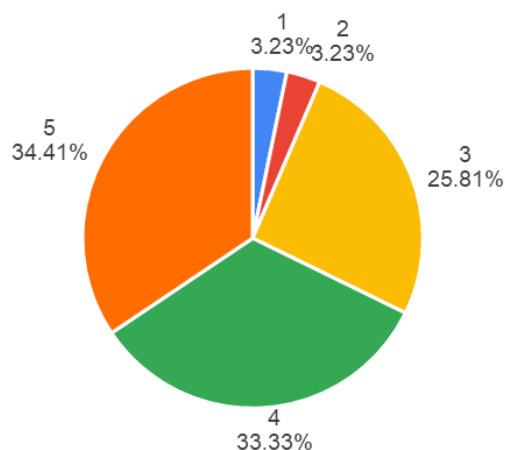
Relevance to Real Life situations



Rate to what extent SPPU curriculum has helped you in developing and nurturing life long learning attitudes and abilities. (5 being the Highest and 1 being the lowest)

Ranking	Response
1	3.23%
2	3.23%
3	25.81%
4	33.33%
5	34.41%

Support Personality Development

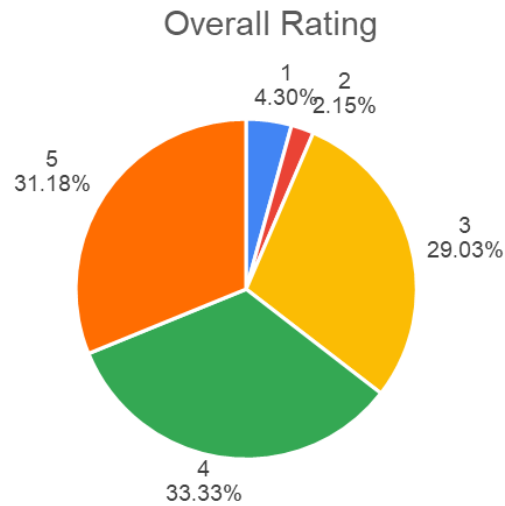




Alumni Feedback for Syllabus and Academic performance of Institute 2022-23

Overall Rating Academic performance of Institute (5 being the Highest and 1 being the lowest)

Ranking	Response
1	4.30%
2	2.15%
3	29.03%
4	33.33%
5	31.18%



Prepared by :- Prof. Vivekanand Gaikwad, Assistant professor

Reviewed by :- Dr. Jitendra Bhandari, Associate Professor

Approved By: Dr. Shubhangee Ramaswamy, I/c Director